



Gene rearrangements
analysis for the diagnosis
of **lymphoid diseases**

Gene rearrangements analysis for the diagnosis of lymphoid diseases

- Based on **PCR amplification**
- **Monotest** format of PCR mixes in color-coded 0.2 ml tubes
- **All amplifications** are carried out under the **same PCR conditions**
- **Hot Start II DNA Polymerase** is supplied in the kit
- Internal amplification control for checking the quality of the DNA
- Positive controls for clonal and polyclonal DNA are supplied in the kit
- Primers are marked at their 5' end with 6-FAM fluorochrome
- Optimized for **paraffin embedded tissues**
- Total run time **3 hours**
- 100% concordance with the expected results in **EuroClonality/ Biomed 2.** External Quality Assessment

DESCRIPTION

REFERENCES

IgH Rearrangements Molecular Analysis Kit (20 test)

MAD-003994BP-2

TCR Gamma Rearrangements Molecular Analysis Kit (20 test)

MAD-003994TP-2


TCR Beta Rearrangements Molecular Analysis Kit (20 test)

MAD-003993TP-2

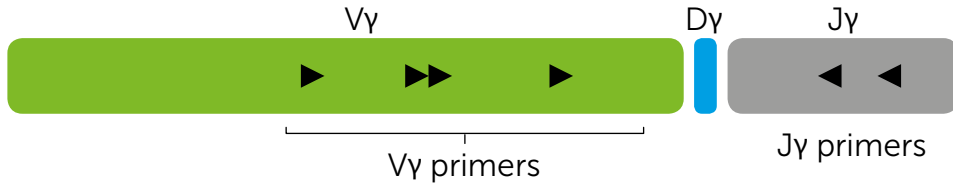
IgK- IgL Rearrangements Molecular Analysis Kit (20 test)

MAD-003999M-2

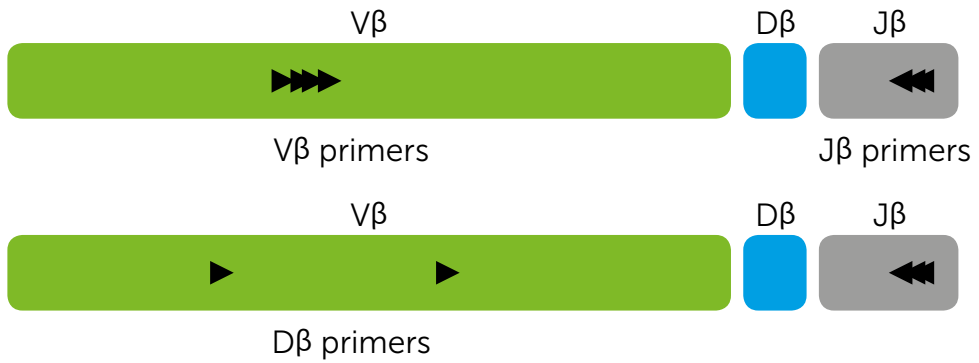
IgH



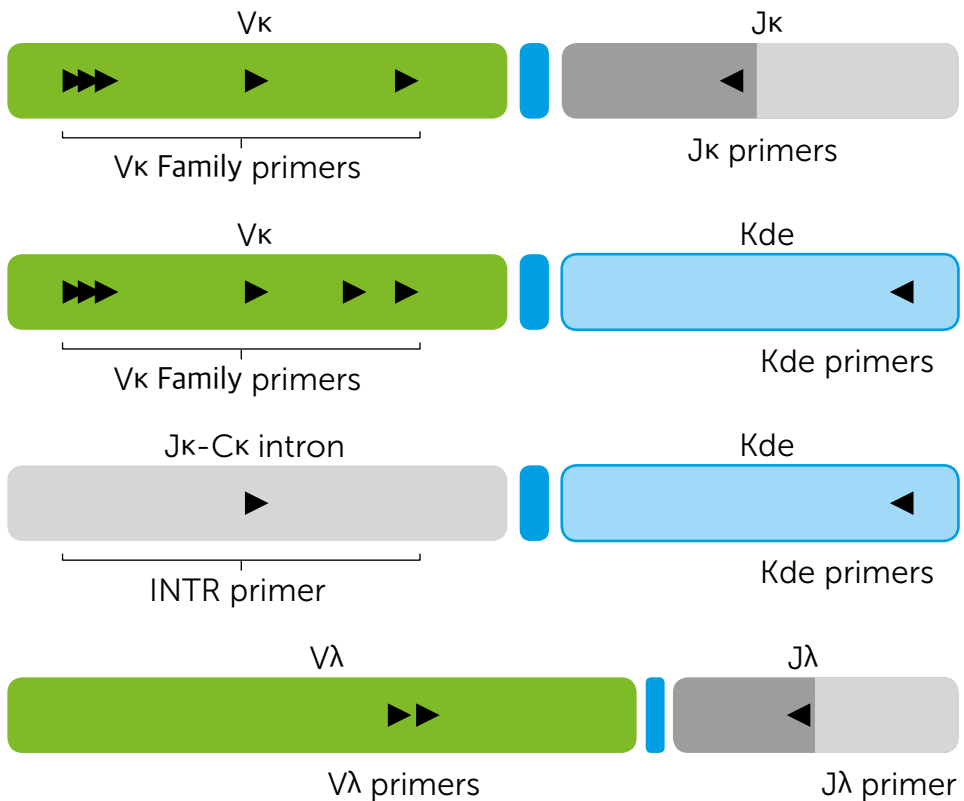
TCR γ

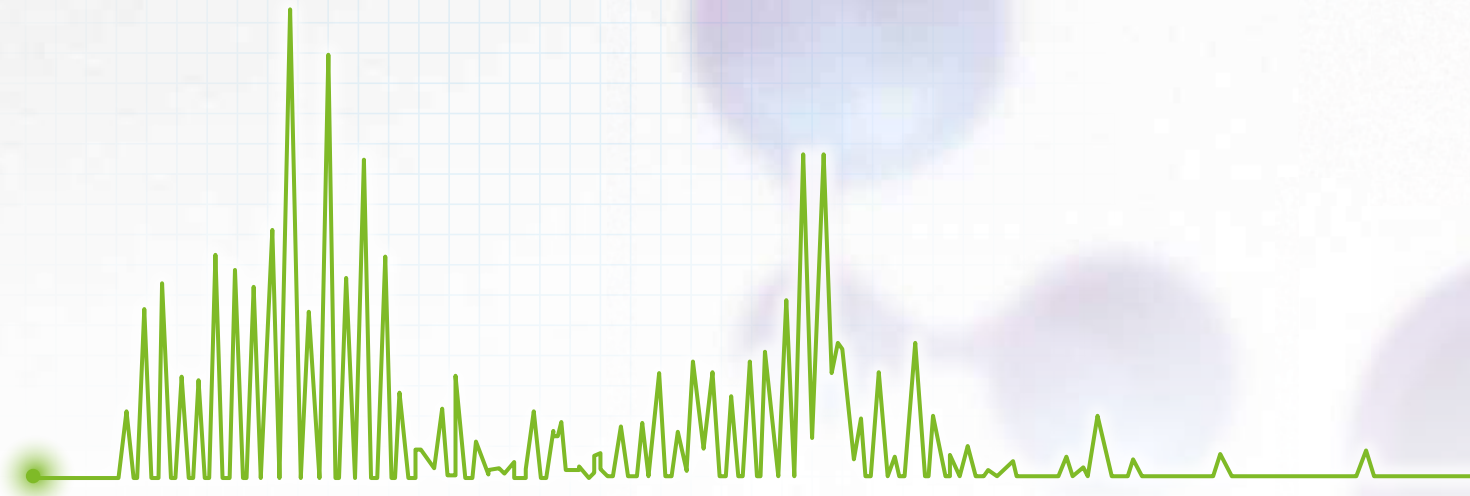


TCR β



IgK-IgL





VITRO S.A.

C/ Luis Fuentes Bejarano, 60
Ed. Nudo Norte (local 3)
41020, España
Telf: +34 954 93 32 00
E-mail: sales@vitro.bio
www.vitro.bio

Distributed by: _____

